



Weichert | Princeton

DECEMBER 2018 PRINCETON MARKET UPDATE

Weichert
REALTORS®

Welcome

Here is your Princeton real estate market update.

Princeton

SOLD REAL ESTATE SUMMARY

10

Number Sold

\$1,074,300

Av. Sold Price

77

Av. Days to Sell

[Find your home's value](#)

[View homes sale](#)

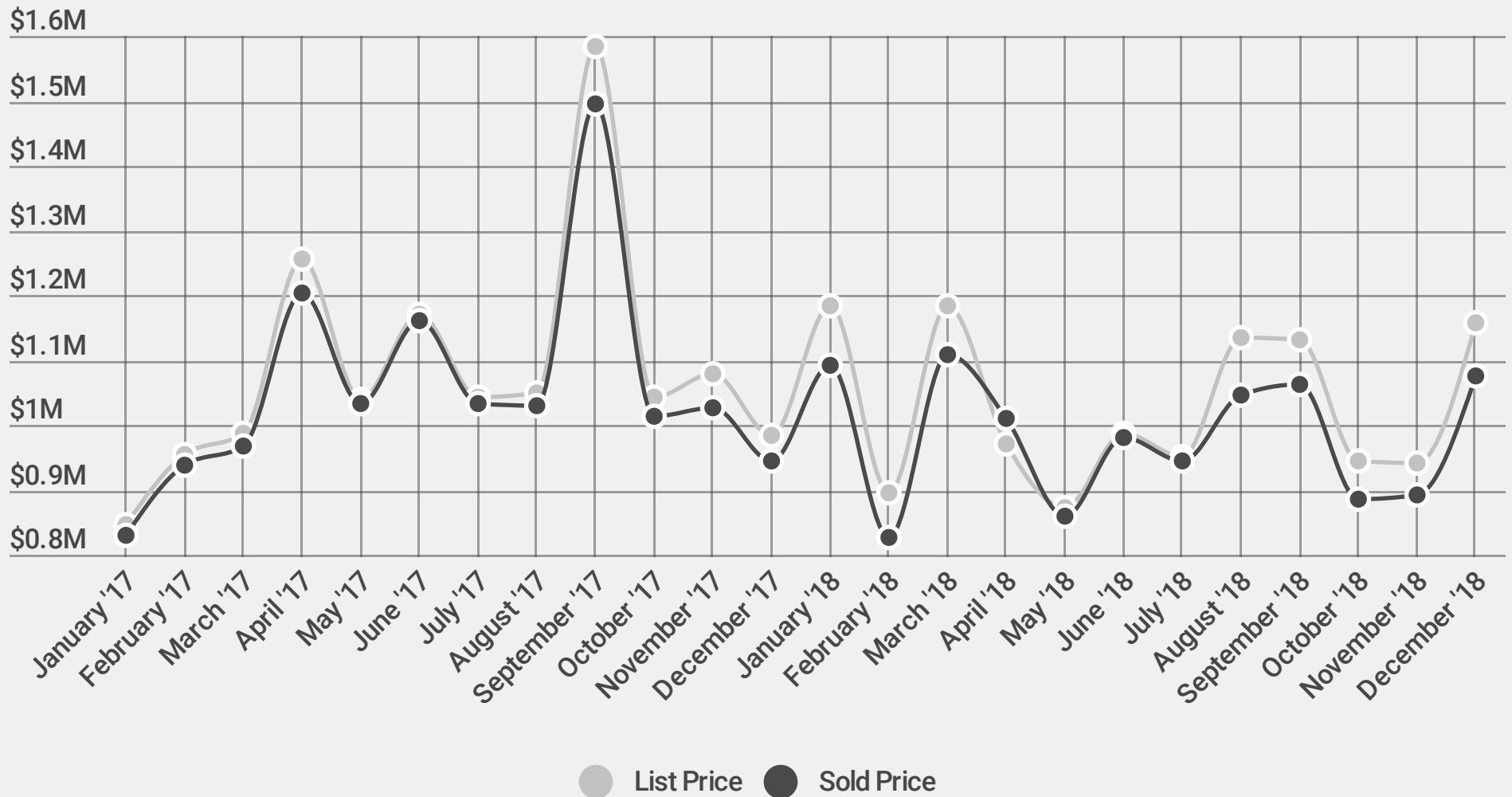
Princeton December 2018

SOLD REAL ESTATE DETAIL

Address	Subdivision	Style	Bedrooms	Bathrooms	OriginalPrice	Sold Price	DOM	SettledDate		
70 Lafayette	Not On List	French	5	4	2	4.2	\$3,300,000	\$2,900,000	565	12/31/18
61 Pine	None Available	Other	2	1	1	1.1	\$639,000	\$639,000	7	12/28/18
42 Mccomb	Campbell Woods	Colonial	3	2	1	2.1	\$735,000	\$735,000	12	12/18/18
379 Ewing	Not On List	Contemporary	3	3	0	3	\$585,000	\$585,000	7	12/18/18
48 Philip	Riverside	Colonial	5	4	0	4	\$995,000	\$1,150,000	17	12/17/18
67 Locust	Littlebrook	SplitLevel	4	2	1	2.1	\$789,000	\$794,000	20	12/13/18
133 Library	None Available	Tudor	5	4	3	4.3	\$2,795,000	\$2,225,000	90	12/13/18
49 Palmer Sq W Unit#J	Palmer Square	Traditional	1	1		1	\$275,000	\$265,000	33	12/10/18
33 Monroe	Littlebrook	Traditional	4	2	0	2	\$750,000	\$780,000	9	12/6/18
39 Benjamin Rush	Washington Oaks	Colonial	3	2	1	2.1	\$695,000	\$670,000	6	12/3/18

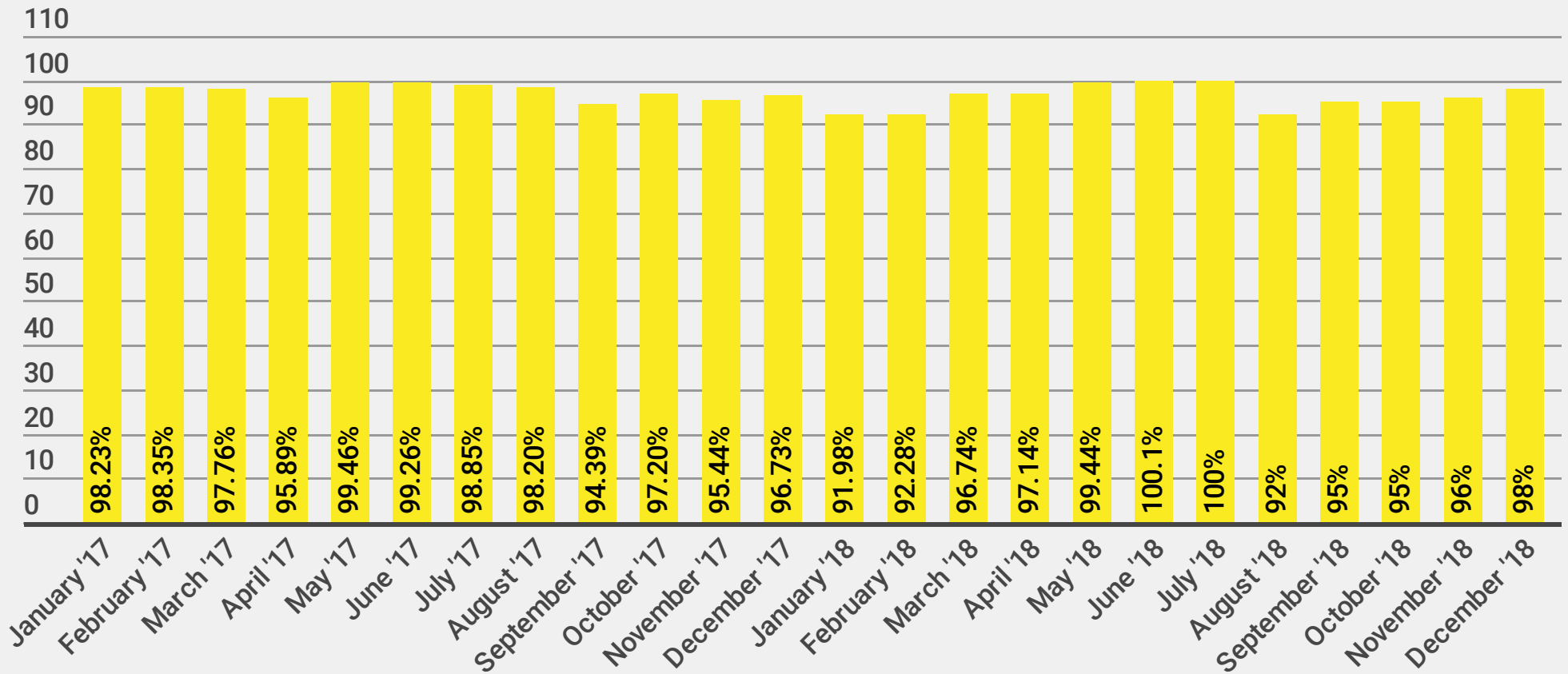
Princeton December 2018

SOLD REAL ESTATE ANALYSIS



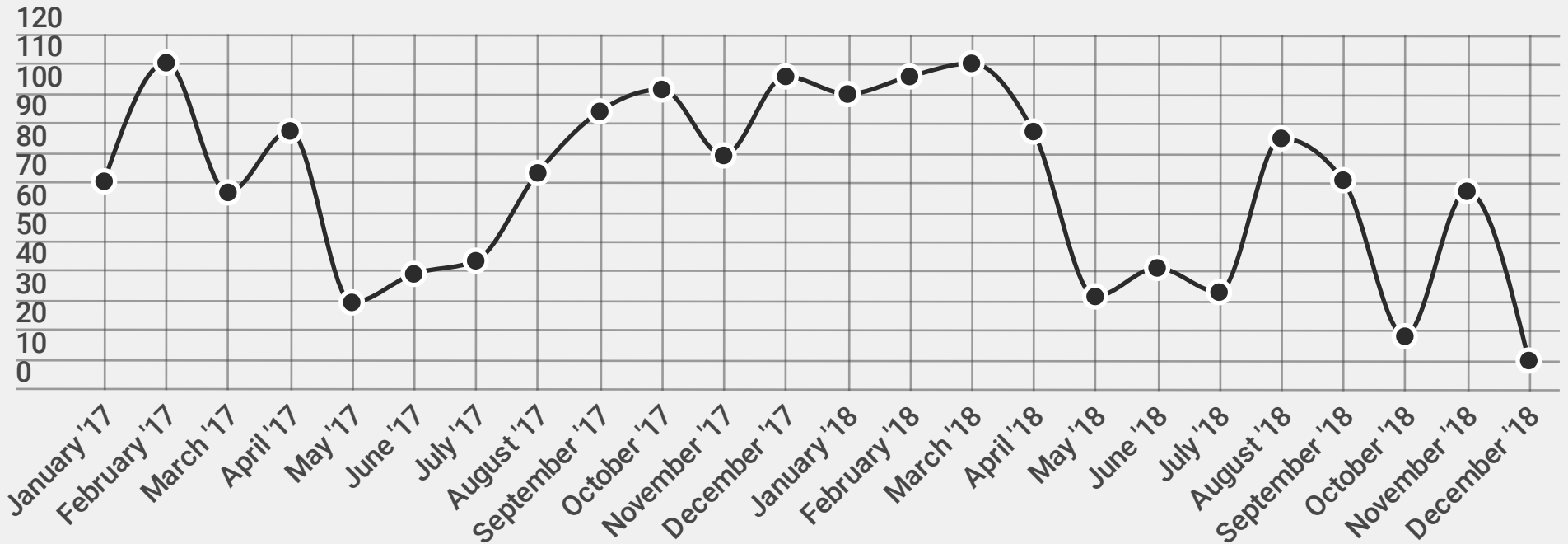
Princeton December 2018

% DIFFERENCE BETWEEN LIST & SOLD PRICE



Princeton December 2018

AVERAGE NUMBER OF DAYS ON MARKET



Weichert, Realtors. 350 Nassau St, Princeton, NJ 08540

Office: (609) 921-1900

Weichert
REALTORS

Information deemed reliable but not guaranteed. For information purposes only. Source: TREND, MIDDLESEX & GSMLS

 **Limeyboy**
Data Visualization