



Weichert | Princeton

FEBRUARY 2019 PRINCETON MARKET UPDATE

Weichert
REALTORS®

Welcome

Here is your Princeton real estate market update.

Princeton

SOLD REAL ESTATE SUMMARY

10

Number Sold

\$919,750

Av. Sold Price

91

Av. Days to Sell

[Find your home's value](#)

[View homes sale](#)

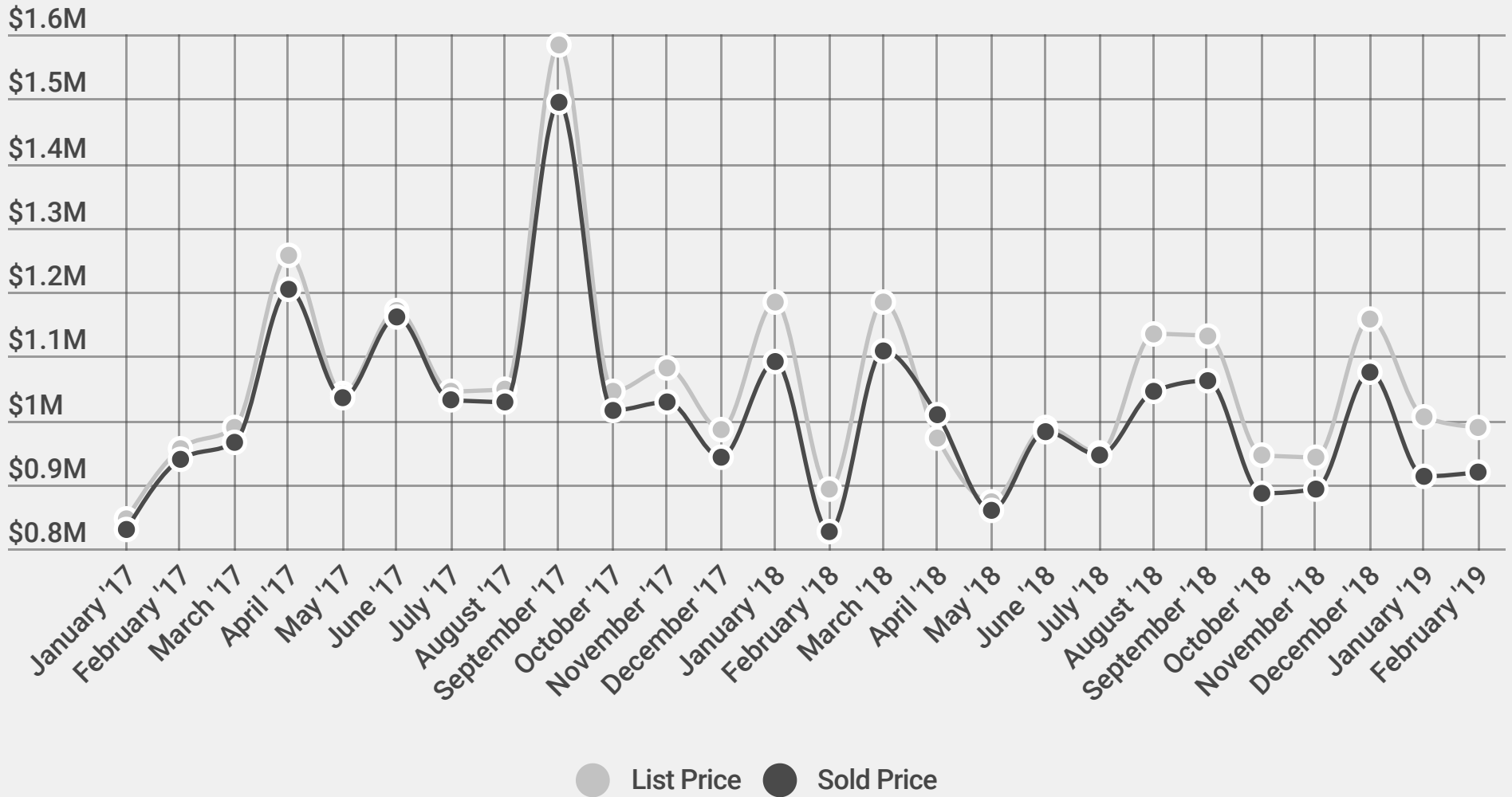
Princeton February 2019

SOLD REAL ESTATE DETAIL

Address	Subdivision	Style	Bedrooms	Bathrooms	OriginalPrice	Sold Price	DOM	SettledDate
351 State	Not On List	Contemporary	5	4	\$879,000	\$780,000	149	2/28/19
7 Armour	None Available	Other	4	3	\$1,250,000	\$1,100,000	172	2/28/19
166 Wilson	Western	Colonial	5	2	\$1,150,000	\$1,060,000	81	2/22/19
337 Dodds	Littlebrook	Bilevel,Traditional	4	2	\$780,000	\$725,000	1	2/21/19
241 Moore	Not On List	Traditional	4	3	\$1,395,000	\$1,385,000	31	2/15/19
84 Allison	None Available	Other	5	5	\$1,295,000	\$1,075,000	242	2/15/19
638 Kingston	Littlebrook	Rancher	3	1	\$629,000	\$629,000	55	2/12/19
27 Campbell Woods	Campbell Woods	Traditional	3	2	\$725,000	\$695,000	99	2/4/19
15 Palmer Sq W	Palmer Square	Traditional	2	1	\$690,000	\$678,500	35	2/1/19
237 Wendover	Brookside	Colonial	4	4	\$1,099,000	\$1,070,000	43	2/1/19

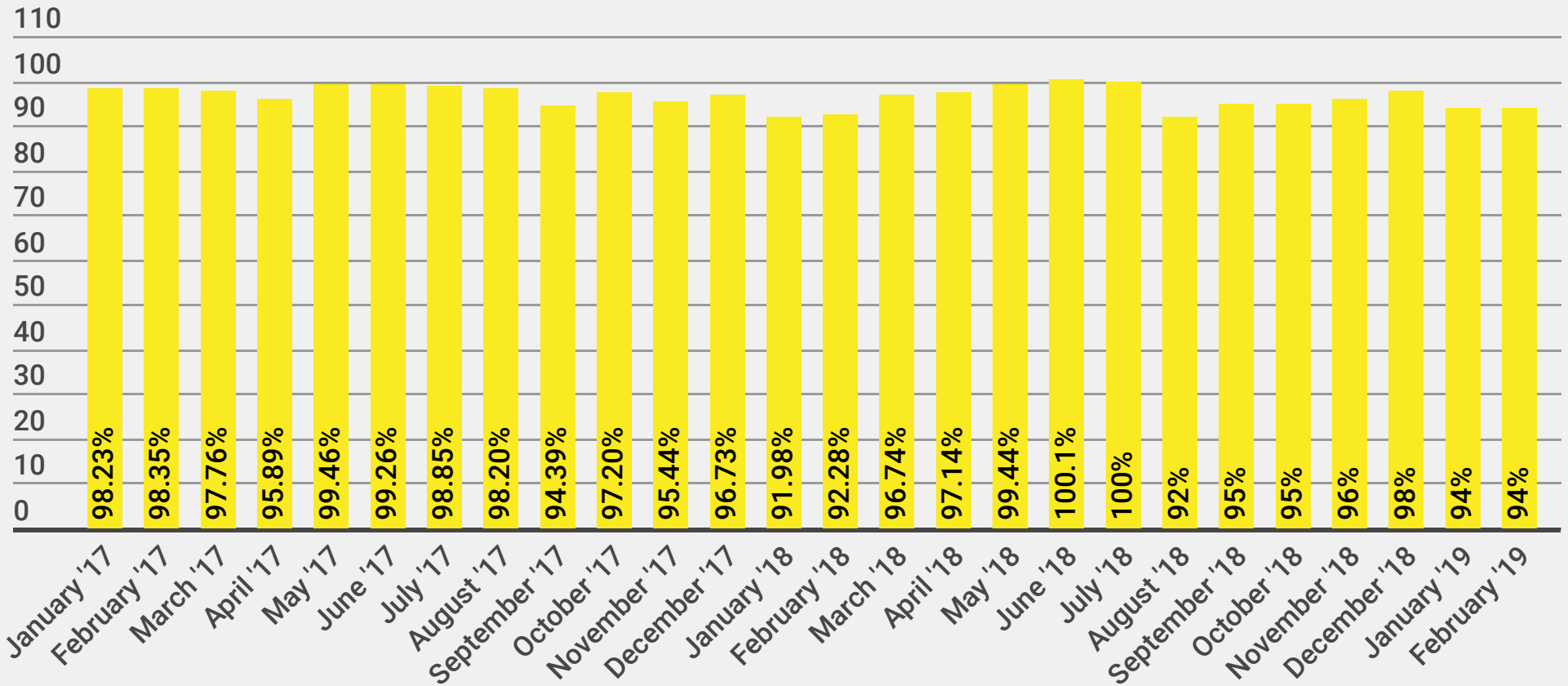
Princeton January 2019

SOLD REAL ESTATE ANALYSIS



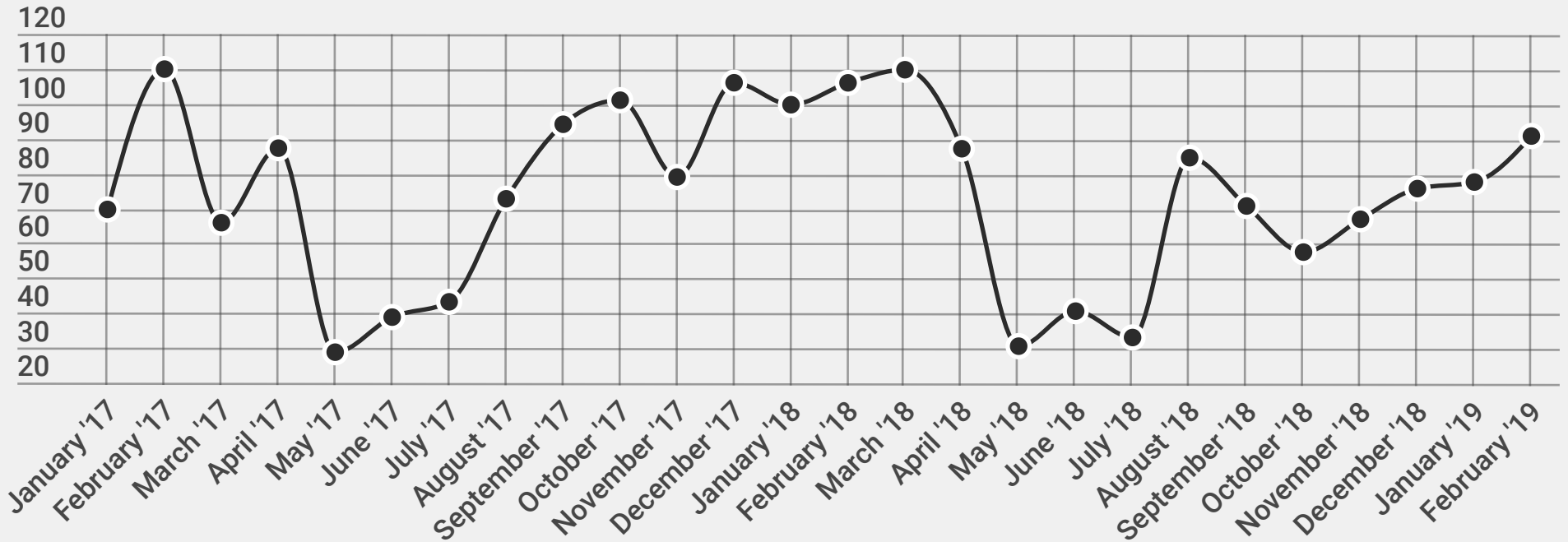
Princeton February 2019

%DIFFERENCE BETWEEN LIST & SOLD PRICE



Princeton February 2019

AVERAGE NUMBER OF DAYS ON MARKET



Weichert, Realtors. 350 Nassau St, Princeton, NJ 08540

Office: (609) 921-1900

Weichert
REALTORS

Information deemed reliable but not guaranteed. For information purposes only. Source: TREND, MIDDLESEX & GSMLS

 **Limeyboy**
Data Visualization